



### District Report Card: 2017


<b>State:</b> Bihar	<b>District:</b> Siwan
<b>Class:</b> 5	<b>Subject:</b> Language
<b>Schools:</b> 58	<b>Students:</b> 1236


### Participation/Coverage


#### Students

<div>GENDER</div> <div></div>	Boys		Girls	
	Number	%	Number	%
	533	43.12	703	56.88

<div>AREA</div> <div></div>	Rural		Urban	
	Number	%	Number	%
	1173	94.90	63	5.10

<div>CATEGORY</div> <div></div>	SC		ST		OBC		GEN	
	Number	%	Number	%	Number	%	Number	%
	171	13.83	76	6.15	885	71.60	104	8.41

<div>CWSN</div> <div></div>	LD	VI	HI	S&LD	ID	Oth
	1	1	0	0	4	6

<div>Management</div> <div></div>	Government		Government-aided	
	Number	%	Number	%
	1236	100.00	0	0.00

### Average Performance of Students in Language (%)

Overall	Gender		Area		Management		Social Group			
	Male	Female	Rural	Urban	Govt.	Aided	SC	ST	OBC	GEN
60.67	59.51	61.55	60.90	56.30	60.67	0.00	56.69	63.95	60.81	63.59

### Performance on Learning Outcomes (LOs)

Learning Outcomes	Description	Average Performance(%)
L504	Reads and comprehends independently storybooks, news items/ headlines, advertisements etc.	57.80
L508	Reads text with comprehension, locates details and sequence of events	62.10

Range of Performance of Students who Answered Correctly							
Below 30%		30% - 50%		50% - 75%		Above 75%	
Number	%	Number	%	Number	%	Number	%
136	11.00	228	18.45	551	44.58	321	25.97

### Lowest Performing Learning Outcomes (LOs)

- 1 - Reads and comprehends independently storybooks, news items/ headlines, advertisements etc. (57.80)
- 2 - Reads text with comprehension, locates details and sequence of events (62.10)